

Wifi for employees and students

Eduroam Manual – OS X



Eduroam (Edu-cation roam-ing) is a world-wide project to provide wireless access to students, researchers and university staff. These users have wireless internet access in all participating organisations, without the need to reconfigure their devices.

Network name (SSID)

eduroam

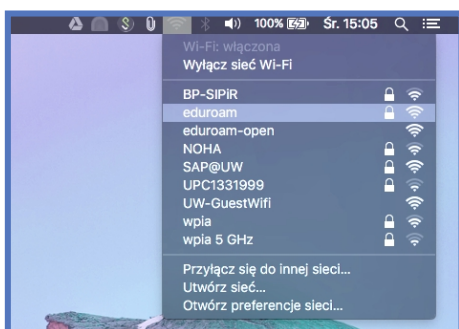
Login

PESEL@uw.edu.pl

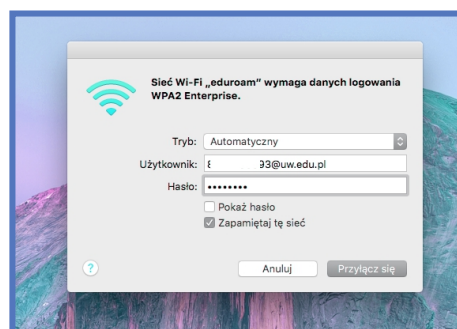
Password

same as in USOSweb.

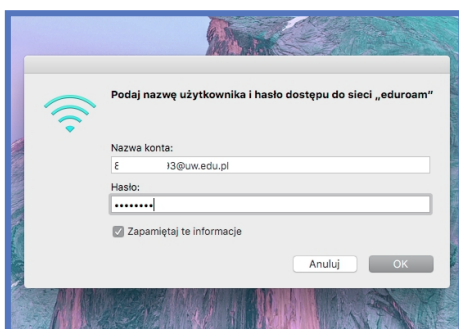
Important: Change your password before first log



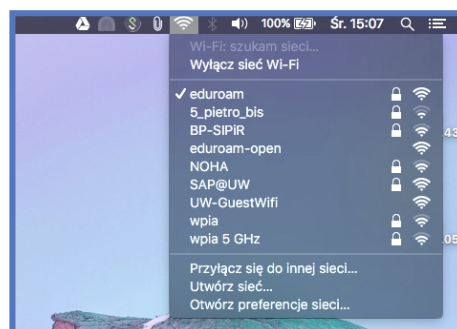
1. From the list of available wifi networks choose “eduroam”



2. In the new window, enter your login as PESEL@uw.edu.pl and your password and confirm



3. Re-enter your login as PESEL@uw.edu.pl and your password and confirm. Optionally, we can save the login information (Remember this information) – you will not need to enter them when you connect to the network again



4. After a while connection to the eduroam network should be established

